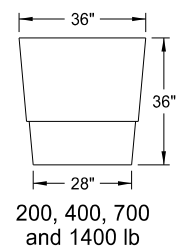
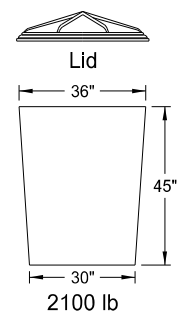


ATTENUATION DEVICE



Outer Containers



200 lb

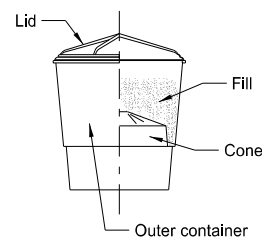


400 lb

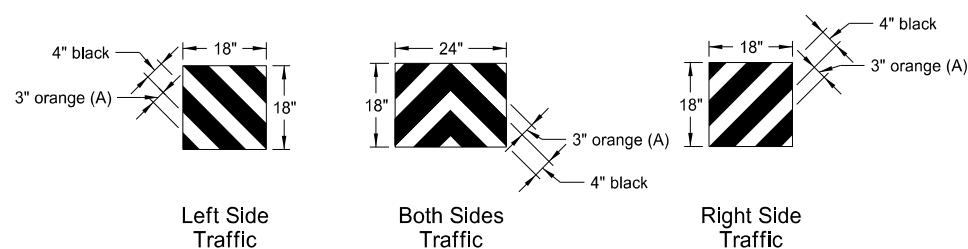


700 lb

Typical Module Construction Detail



Typical Assembly

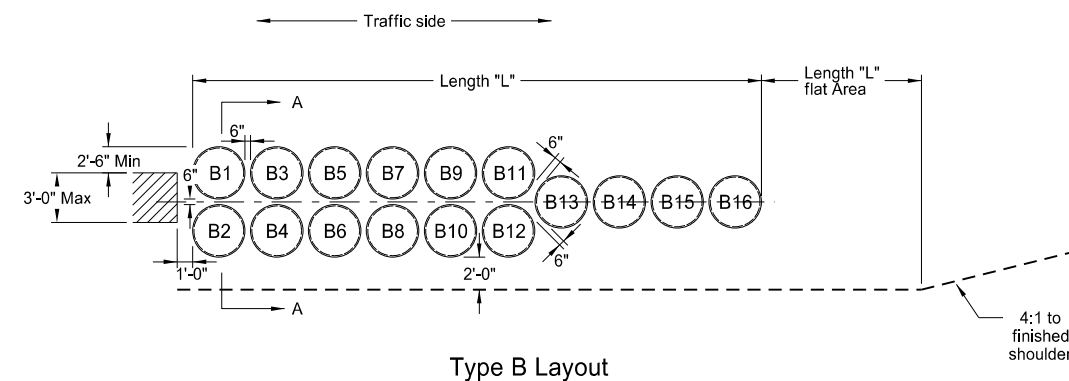


Reflective Sheet Detail

Note:
Apply Type IV reflective sheeting (as specified in the NDDOT Standard Specifications) directly to the outer container of the last attenuation device facing traffic, following the details above. Or apply the sheet to a metallic sheet and attach it to the container with approved fasteners.

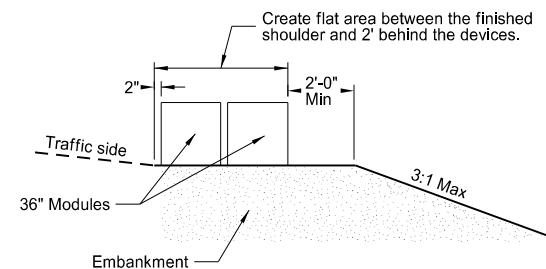
(A) Use 3" orange sheeting for temporary installations, and 3" yellow sheeting for permanent installations.

	Fill Chart				
	Module Weights (LBS)				
	200	400	700	1400	2100
Distance from top edge	8 1/2"	5"	4"	3"	0"



Type B Layout

Note:
Angle attenuation devices 10 degrees towards traffic when placed at piers offset from roadway.



Section A-A (Type B Layout)

Type B Attenuation Device											
Module Number	Dash Number										
	75	70	65	60	55	50	45	40	35	30	25
Module Weights (LBS)											
B1	2100										
B2	2100										
B3	2100	2100	2100	2100	2100	2100	2100	2100	2100		
B4	2100	2100	2100	2100	2100	2100	2100	2100	2100		
B5	1400	1400	1400	1400	1400	1400	1400	1400	1400	1400	1400
B6	1400	1400	1400	1400	1400	1400	1400	1400	1400	1400	1400
B7	1400	1400	1400	1400	1400	1400	1400	1400	1400	1400	1400
B8	1400	1400	1400	1400	1400	1400	1400	1400	1400	1400	1400
B9	700	700	700	700	700	700	700	700	700	700	700
B10	700	700	700	700	700	700	700	700	700	700	700
B11	700	700	700	700	700	700	700	700	700	700	700
B12	700	700	700	700	700	700	700	700	700	700	700
B13	700	700	700	700	700	700	700	700	700	700	700
B14	400	400	400	400	400	400	400	400	400	400	400
B15	400	400	400	400	400	400	400	400	400	400	400
B16	200	200	200	200	200	200	200	200	200	200	200
Length (L)	34.2'	30.7'	30.7'	30.7'	30.7'	30.7'	30.7'	30.7'	30.7'	27.2'	27.2'
Module Weights (LBS)	Replacement Module										
	1	1	1	1	1	1	1	1	1	1	1
2100	1	1	1	1	1	1	1	1	1	1	1
1400	1	1	1	1	1	1	1	1	1	1	1
700	2	2	2	2	2	2	2	2	2	2	2
400	1	1	1	1	1	1	1	1	1	1	1
200	2	2	2	1	1	1	1	1	1	1	1

Notes:

- Materials
 - Use modules manufactured from frangible polyethylene material which shatters upon impact.
 - Fill modules with class 43 aggregate meeting NDDOT Standard Specifications aggregate requirements. Use fill with a unit weight of at least 100 pounds per cubic foot. Use fill with a moisture content of 2% or less when left over winter.
- Modules

Provide modules in two sizes containing volumes of either 2, 4, 7, 14, or 21 cubic feet minimum.

 - Provide three components for 2, 4, or 7 cubic foot module containers:
 - A 14 C.F., yellow outer container.
 - A black lid securely locking over the top lip of the container.
 - A variable cone-shaped supporting insert capable of supporting 200, 400, or 700 pounds of sand mass to allow for three sizes of modules. Place cone inserts inside the 14 cubic foot container.
 - Provide two components for the 14 cubic foot module container:
 - A 14 C.F., yellow outer container.
 - A black lid securely locking over the top lip of the container.
 - Provide two components for the 21 cubic foot module container:
 - A 36" height X 36" width yellow outer container.
 - A black lid which locks securely over the top of the container.
- For temporary installations use Energite or Fitch attenuation barrels manufactured by Energy Absorption Systems of Chicago, IL, TrafFix barrels manufactured by TrafFix Devices, Inc. of San Clemente, CA, or approved equal modules. As an option, place attenuation devices on 3 1/2" maximum thickness pallets to facilitate maintenance.
- For permanent installations use Barrel Attenuation Device consisting of one-piece outer sand container modules with separate detachable lid. Energite attenuation barrels manufactured by Energy Absorption Systems of Chicago, IL, TrafFix barrels manufactured by TrafFix Devices, Inc. of San Clemente, CA, or approved equal meet these requirements.
- The Typical Module Construction Detail and Type B Layout are based on the Energite Crash Cushion manufactured by Energy Absorption. Provide any required layouts and details from other sand filled attenuation module manufacturers which differ from those shown here.

NORTH DAKOTA DEPARTMENT OF TRANSPORTATION	
9-25-12	
REVISIONS	
DATE	CHANGE
7-18-14	Revised sheeting in reflective sheet detail
9-27-17	Update to active voice
10-03-19	New Design Engr PE Stamp

This document was originally issued and sealed by
 Kirk J Hoff,
 Registration Number
 PE- 4683,
 on 10/03/19 and the original document is stored at the North Dakota Department of Transportation